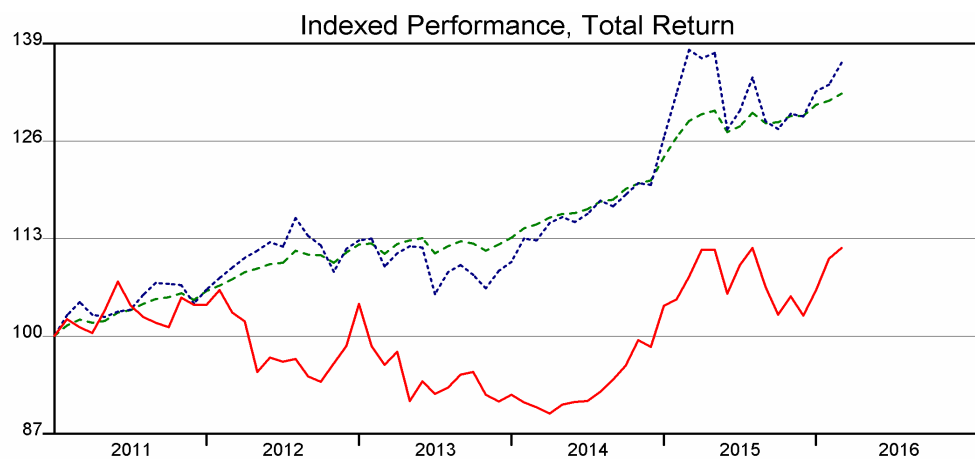
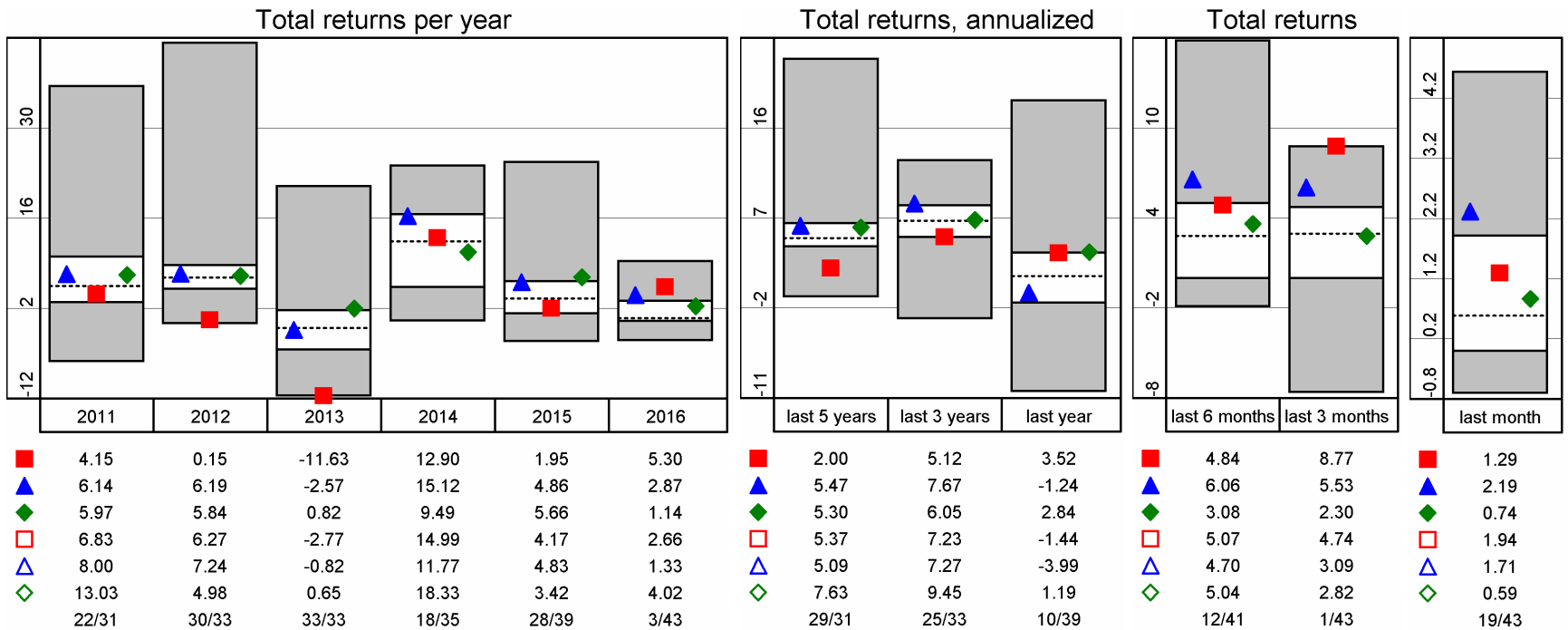
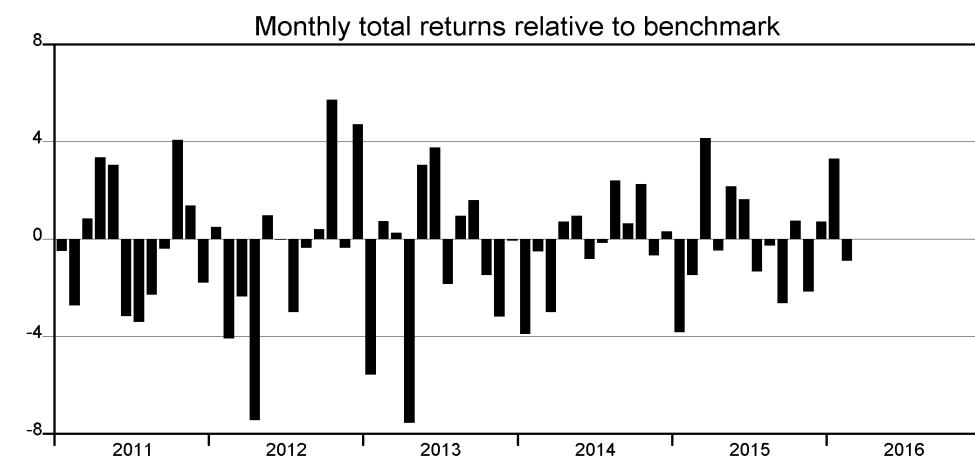


Directory

SOLVALOR 61



	■	▲	◆	□	△	◇
60 months						
Max Gain	5.70	5.25	2.54	4.88	6.38	10.41
Max Loss	-6.71	-7.38	-2.21	-6.88	-7.11	-8.52
Max Drawdown	-16.39	-8.76	-2.21	-7.28	-10.44	-10.90
Max Rel Return	5.71		5.17	1.21	2.48	9.92
Min Rel Return	-7.56		-2.71	-0.99	-2.45	-3.74
Std Deviation ¹	9.76	7.87	2.91	7.12	8.34	8.84
Tracking Error ¹	9.59		5.19	1.38	3.70	7.60
Correlation	0.43		0.96	0.99	0.90	0.59
R ² adjusted ²	0.16		0.92	0.98	0.80	0.33
Beta ²	0.53		0.35	0.89	0.95	0.65
Bear Beta ²	0.73		0.37	0.92	0.97	0.95
Bull Beta ²	0.84		0.37	0.87	0.90	0.40
Sharpe Ratio ^{1,2}	0.20		1.76	0.73	0.59	0.83
Inform Ratio ¹	-0.35		-0.03	-0.06	-0.10	0.27
Treynor Ratio ^{1,2}	3.64		14.53	5.81	5.17	11.18
Sortino Ratio ^{1,2}						
Jensens Alpha ^{1,2}	-0.88		3.26	0.48	-0.11	3.85



	■	▲	◆	□	△	◇
60 months						
Max Gain	5.70	5.25	2.54	4.88	6.38	10.41
Max Loss	-6.71	-7.38	-2.21	-6.88	-7.11	-8.52
Max Drawdown	-16.39	-8.76	-2.21	-7.28	-10.44	-10.90
Max Rel Return	5.71		5.17	1.21	2.48	9.92
Min Rel Return	-7.56		-2.71	-0.99	-2.45	-3.74
Std Deviation ¹	9.76	7.87	2.91	7.12	8.34	8.84
Tracking Error ¹	9.59		5.19	1.38	3.70	7.60
Correlation	0.43		0.96	0.99	0.90	0.59
R ² adjusted ²	0.16		0.92	0.98	0.80	0.33
Beta ²	0.53		0.35	0.89	0.95	0.65
Bear Beta ²	0.73		0.37	0.92	0.97	0.95
Bull Beta ²	0.84		0.37	0.87	0.90	0.40
Sharpe Ratio ^{1,2}	0.20		1.76	0.73	0.59	0.83
Inform Ratio ¹	-0.35		-0.03	-0.06	-0.10	0.27
Treynor Ratio ^{1,2}	3.64		14.53	5.81	5.17	11.18
Sortino Ratio ^{1,2}						
Jensens Alpha ^{1,2}	-0.88		3.26	0.48	-0.11	3.85

¹) annualized ²) LIBOR CHF 3 Month

