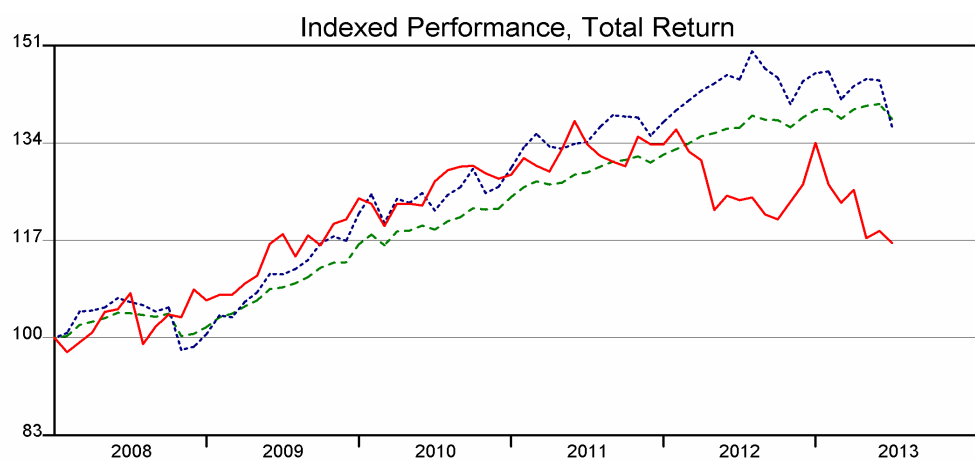
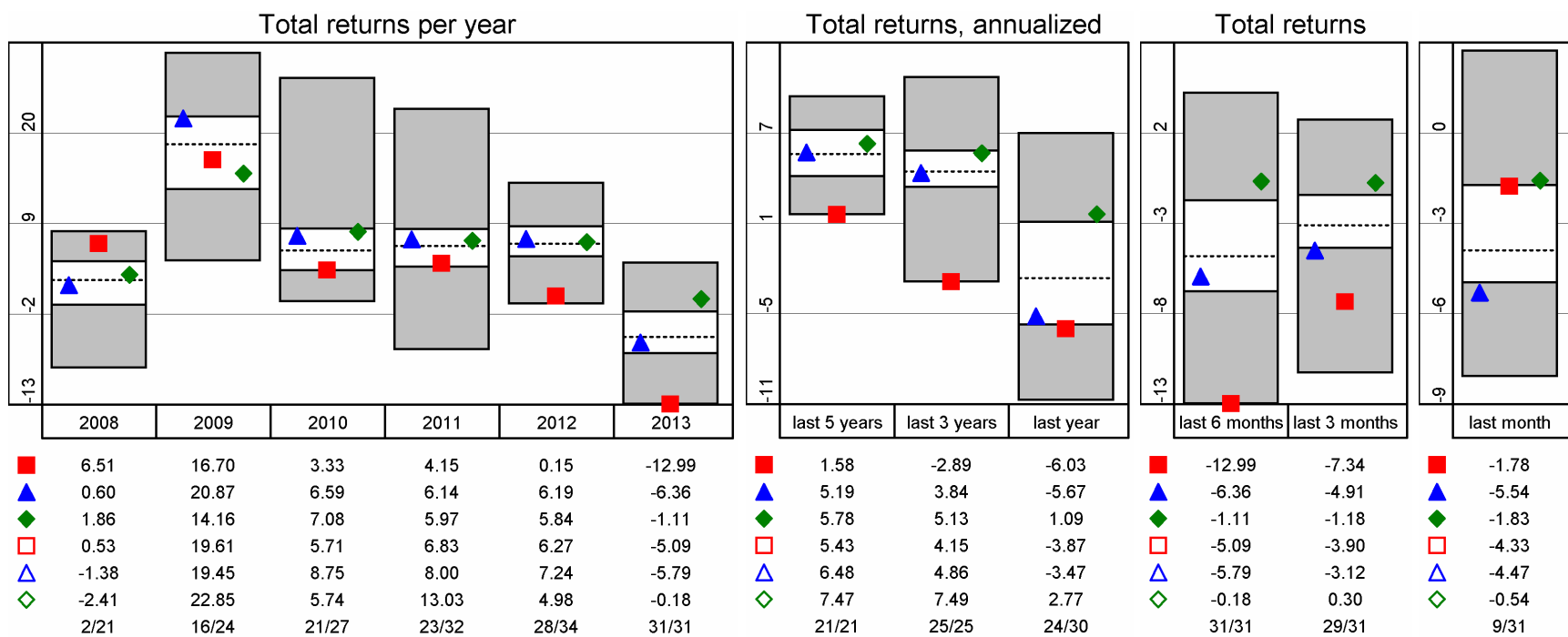
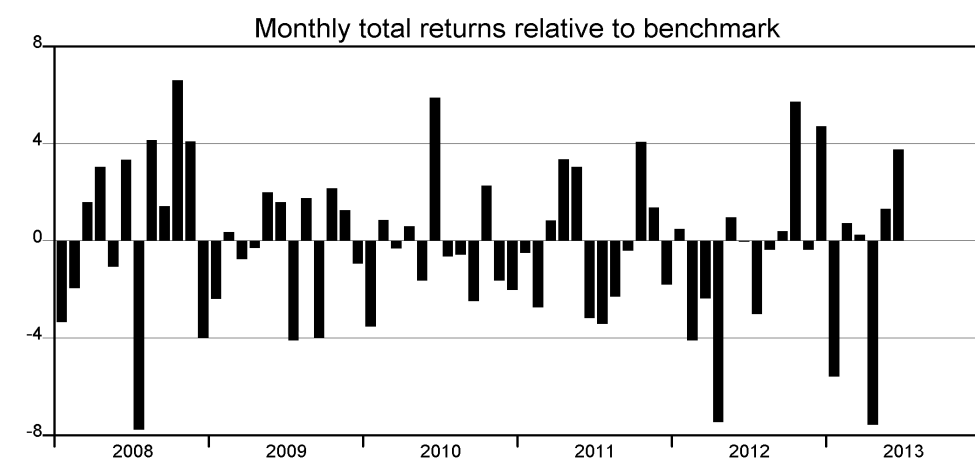


Directory

SOLVALOR 61



	■	▲	◆	□	△	◇
Max Gain	5.70	4.01	2.80	3.79	4.93	10.26
Max Loss	-8.26	-7.04	-3.75	-5.97	-5.64	-10.58
Max Drawdown	-15.40	-8.76	-3.83	-6.92	-7.89	-13.53
Max Rel Return	6.59		3.70	1.21	2.61	6.25
Min Rel Return	-7.77		-1.90	-0.82	-2.95	-5.75
Std Deviation ¹	9.85	7.70	3.55	6.79	8.17	10.07
Tracking Error ¹	11.20		4.46	1.33	4.29	7.08
Correlation	0.22		0.96	0.99	0.86	0.71
R ² adjusted ²	0.02		0.92	0.98	0.73	0.50
Beta ²	0.28		0.44	0.87	0.90	0.93
Bear Beta ²	0.29		0.49	0.86	0.76	0.89
Bull Beta ²	0.94		0.52	0.94	0.94	1.46
Sharpe Ratio ^{1,2}	0.12		1.44	0.71	0.71	0.67
Inform Ratio ¹	-0.31		0.12	0.17	0.28	0.30
Treynor Ratio ^{1,2}	4.10		11.71	5.59	6.50	7.30
Sortino Ratio ^{1,2}						
Jensens Alpha ^{1,2}	-0.16		3.14	0.82	1.67	2.46



60 months	■	▲	◆	□	△	◇
Max Gain	5.70	4.01	2.80	3.79	4.93	10.26
Max Loss	-8.26	-7.04	-3.75	-5.97	-5.64	-10.58
Max Drawdown	-15.40	-8.76	-3.83	-6.92	-7.89	-13.53
Max Rel Return	6.59		3.70	1.21	2.61	6.25
Min Rel Return	-7.77		-1.90	-0.82	-2.95	-5.75
Std Deviation ¹	9.85	7.70	3.55	6.79	8.17	10.07
Tracking Error ¹	11.20		4.46	1.33	4.29	7.08
Correlation	0.22		0.96	0.99	0.86	0.71
R ² adjusted ²	0.02		0.92	0.98	0.73	0.50
Beta ²	0.28		0.44	0.87	0.90	0.93
Bear Beta ²	0.29		0.49	0.86	0.76	0.89
Bull Beta ²	0.94		0.52	0.94	0.94	1.46
Sharpe Ratio ^{1,2}	0.12		1.44	0.71	0.71	0.67
Inform Ratio ¹	-0.31		0.12	0.17	0.28	0.30
Treynor Ratio ^{1,2}	4.10		11.71	5.59	6.50	7.30
Sortino Ratio ^{1,2}						
Jensens Alpha ^{1,2}	-0.16		3.14	0.82	1.67	2.46

¹) annualized ²) LIBOR CHF 3 Months

