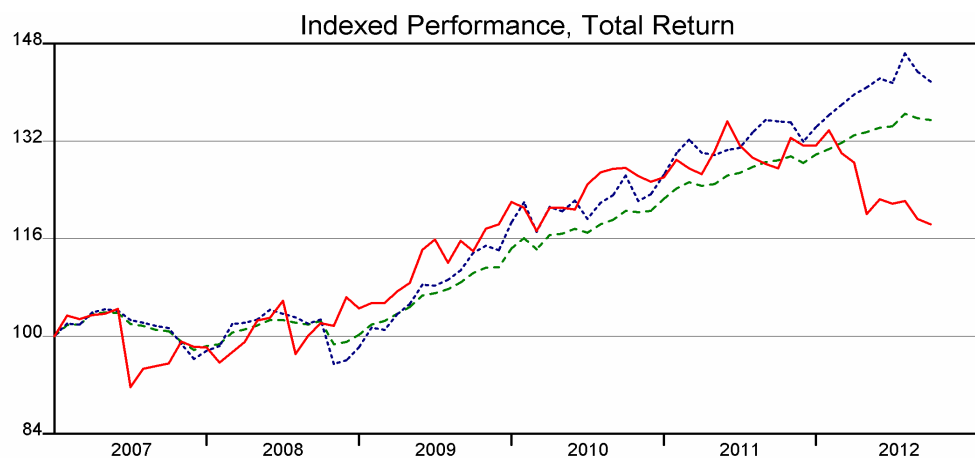
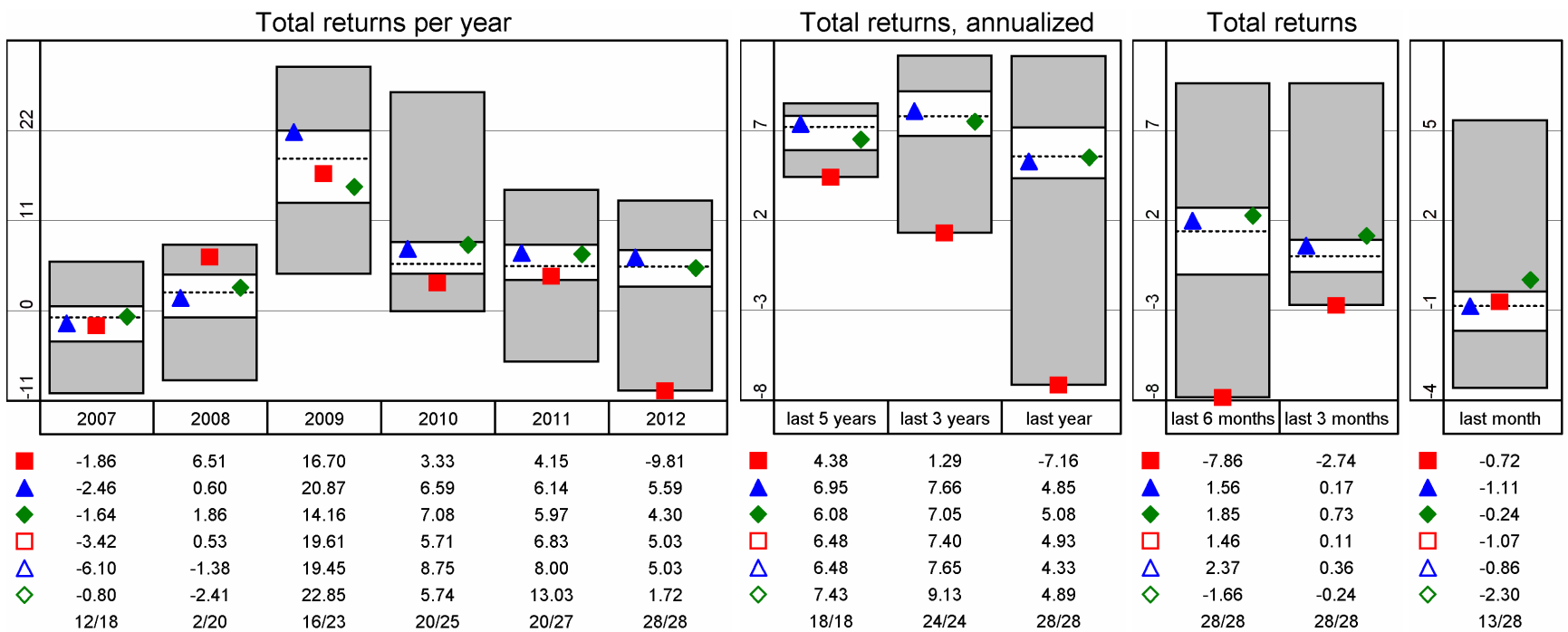
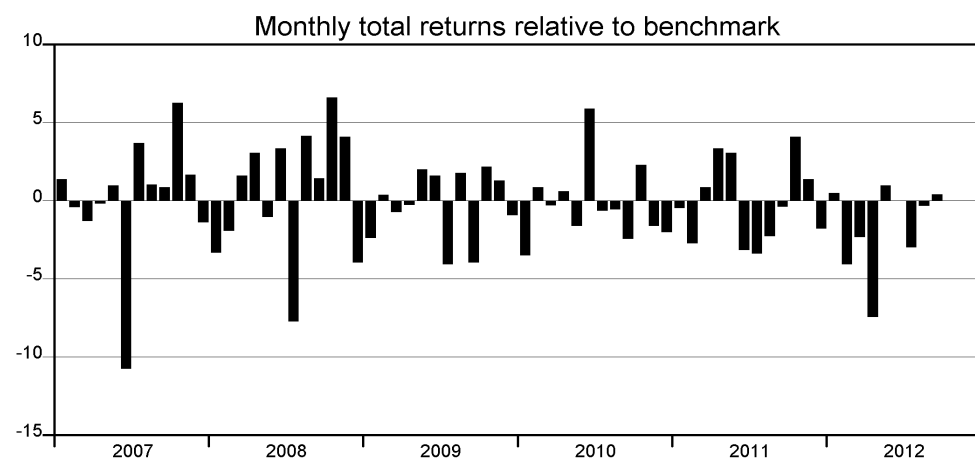


Directory

SOLVALOR 61



60 months	SOLVALOR 61	DB Rued Blass Immobilienfonds CH Idx unweighted TR	Lipper Schweiz - Real Estate Switzerland	SXI Real Estate Funds TR	UBS (CH) Property Fd-Swiss Mixed 'Sima'	LA FONCIERE
Max Gain	5.00	4.01	2.80	3.79	4.93	10.26
Max Loss	-8.26	-7.04	-3.75	-5.97	-5.64	-10.58
Max Drawdown	-12.43	-8.49	-3.89	-6.68	-9.00	-16.06
Max Rel Return	6.59		3.29	1.06	2.61	6.25
Min Rel Return	-10.79		-1.90	-0.82	-2.95	-5.75
Std Deviation ¹	8.83	7.16	3.54	6.31	7.58	10.34
Tracking Error ¹	10.44		3.95	1.32	4.34	7.04
Correlation	0.17		0.96	0.99	0.83	0.73
R ² adjusted ²	0.00		0.91	0.98	0.68	0.53
Beta ²	0.21		0.48	0.87	0.88	1.06
Bear Beta ²	0.27		0.55	0.89	0.67	1.22
Bull Beta ²	0.57		0.53	0.92	1.03	1.46
Sharpe Ratio ^{1,2}	0.39		1.39	0.85	0.71	0.61
Inform Ratio ¹	-0.23		-0.21	-0.33	-0.10	0.06
Treynor Ratio ^{1,2}	16.20		10.59	6.24	6.23	6.00
Sortino Ratio ^{1,2}	0.38		0.96	0.76	0.70	0.57
Jensens Alpha ^{1,2}	2.21		2.25	0.31	0.30	0.11



¹) annualized ²) LIBOR CHF 3 Months

